



## iClock680

### Fingerprint Time Attendance & Access Control Terminal

iClock 680 is an biometric fingerprint reader for time attendance and access control applications. It adopts the brand new firmware and provides an unprecedented user experience. It brings many surprises, including the stunning GUI, rock-solid stability, fast matching speed and expandability.

Users can easily manage data by networking iClock680 via RS232/485, TCP/IP, and USB Host.

Most importantly, all the functions can still operate in a networking state. iClock680 is compatibility with various types of USB flash disks, ADMS and former SDK. It also supports data backup and retrieve to avoid the risk of accidental deletion.

The iClock680 has access control interfaces for retrieval, Wiegand-out, door lock connection, alarm, and bell.

## Features

### Remarkable user experience

- Intuitive and stunning UI designed with the most popular and internationalized factor.
- Interface operation adopts modularized hierarchical design. Simpler, Better and More logical.
- Faster matching speed: Less than 0.5 second.

### Enhanced features and performance

- User validity settings.
- Data backup and retrieval.
- Advanced User ID consisted of letters and numbers.

- Chip encryption for firmware protection.
- More flexible menu configuration: double line text display.
- External printer for attendance records output (Optional).
- Optional integrated Wi-Fi\GPRS.
- Relay contacts for alarm, bell, lock, exit, switch, etc.

### Excellent expandability

- Easy to extend functions and customize customers demand.

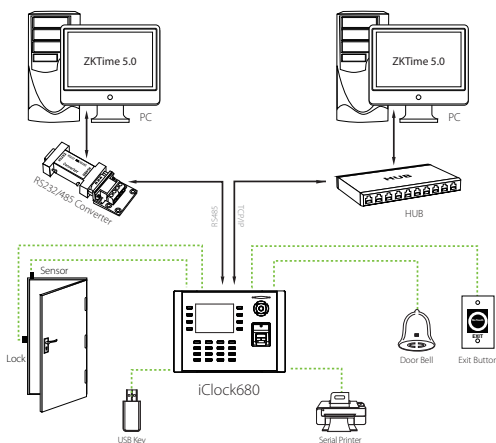
### Access control interfaces

- For Wiegand-in, Wiegand-out, door lock connection, alarm, and bell.

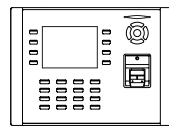
# Specifications

<b>Fingerprint Capacity</b>	8000
<b>ID Card Capacity</b>	20,000 (Optional)
<b>Record Capacity</b>	100,000
<b>Display</b>	3.5-inch Screen
<b>Communication</b>	RS232/485, TCP/IP, USB-host
<b>Standard Functions</b>	Workcode, SMS, DST, Scheduled-bell, Self-Service Query, Automatic Status Switch, T9 input, photo-ID, and Anti-passback
<b>Access Control Interface for</b>	3rd party electric lock, door sensor, exit button, alarm, and Door Bell
<b>Wiegand Signal</b>	Input & Output
<b>Optional Functions</b>	EM/Mifare/HID/iClass, Webserver, 9 digit user ID, Wi-Fi, and GPRS
<b>Software</b>	ZKTime 5.0 (Free), ZKTime.Net
<b>Power Supply</b>	DC 12V 3A
<b>Verification Speed</b>	≤0.5 sec
<b>Operating Temp.</b>	0°C - 45°C
<b>Operating Humidity</b>	20% - 80%
<b>Dimension</b>	205.6×150×41.6 mm (Length×Width×Thickness)
<b>Net Weight</b>	1.40 kg

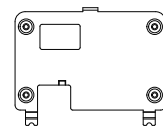
# Configuration



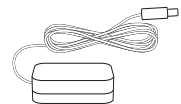
# What's in the Box



iClock680



Back Plate



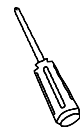
Power Adapter



1.5 M Network Parallel Line



Software CD (ZKTime 5.0)



Star-shape Screw Driver